

圓型(焊1PT)油壓缸採購指南 14Mpa Hydraulic Cylinders How to order

CROC **63 * Ø35 *** **100ST** **LB + Y**

型 式 TYPE	缸內徑 CYLINDER BORE	軸心ROD 標準-可加大至	行 程 STROKE	缸體固定型式 ACCESSORY	軸心固定型式 ACCESSORY
CROB LB型 	Ø60	Ø30	鋼管 Ø50-Ø125 最大衝程4米	FA 前法固定型	Y Y型接頭
CROC CA型 	Ø63	Ø35-Ø45		FB 後法固定型	YP Y型附鎖
CROA 後平 	Ø80	Ø40-Ø65		TC 耳輪型	I 後接頭
	Ø100	Ø50-Ø70			KG 牙鉗接頭
	Ø125	Ø60-Ø80			PHS 鼻鉗接頭
					T T型接頭
					H 鼻鉗接頭

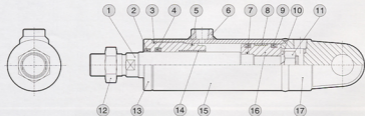
圓型油缸特性資料 Specification

油缸缸內徑 Bore sizes of cylinder(mm)	Ø50	Ø63	Ø80	Ø100	Ø125
工作媒介 Power fluid	以過濾之標準液壓油 Filtered oil				
缸管材質 Material of cylinder barrel	碳鋼管 Carbon steel STKM-13C				
使用壓力範圍 The range of pressure(kg/cm ²)	0.3-14MPa(3-140kg/cm ²)				
使用溫度範圍 The range of temperature(°C)	-10°~+60°(C°)				
使用速度範圍 The range of speed(mm/sec)	8-300(mm/sec)				
行程於1500-3500mm時, 活塞(PM)長度	90	100	100	120	140
行程於2501-6000mm時, 活塞(PM)長度	120	150	150	180	200

圓型油壓缸結構圖

Inside Structure and Parts List

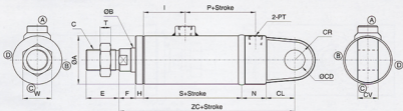
CROC



NO	零件名 Part name	數量 Quantity	NO	零件名 Part name	數量 Quantity	NO	零件名 Part name	數量 Quantity
1	活塞桿 Piston rod	1	7	O型環 Gasket	1	13	前蓋 Rod cover	1
2	刮油環 Dust wiper	1	8	耐磨環 Wearing ring	1	14	乾式軸承 Pinnet	1
3	O型環 Gasket	1	9	活塞唇套環 Piston packing	2	15	缸管本體 Cylinder tube	1
4	軸用密封 Rod packing	1	10	彈簧墊圈 Spring washer	1	16	活塞本體 Piston	1
5	O型環 Gasket	1	11	螺帽 Nut	1	17	後蓋 End cover	1
6	PT接頭 PT Connectors	1	12	軸心螺帽 Ror nut	1			

圓型(焊1PT)油壓缸CA, CB尺寸圖
14Mpa CRO Series CA, CB Dimensional Features

CROC CRO+CA TYPE



CRO TYPE

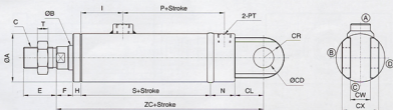
BORE	SIZE	CRO TYPE													CA TYPE				
		OA	OB	C	E	F	H	I	N	P	PM	PT	S	W	T	ZC	OCD	CL	CV
Ø50	60	30	M20XP1.5	40	20	10	56	30	71	45	3/8	110	35	13	205	25	35	25	25
Ø63	73	35	M30XP1.5	45	25	10	56	35	79	50	3/8	115	41	13	230	30	45	30	30
Ø80	95	40	M30XP1.5	50	25	15	64	40	83	50	3/8	125	41	13	255	30	50	35	30
Ø100	114	50	M40XP2.0	55	25	20	78	40	94	60	1/2	150	55	15	295	35	60	40	35
Ø125	140	60	M50XP2.0	70	35	20	78	50	109	70	1/2	160	65	15	335	50	70	55	50

備註：

- 軸心加大或縮小時請知悉缸筒長度尺寸時, 送與本公司確定自行加工。
- 本系列規格表之PM代表為活塞長度, 行程於1499mm以下之標準長度。
- 本系列行程超過1500mm(含)以上時, 活塞長度(PM)請參閱特性資料表。
- 本系列另有CA孔與PT孔一並標(CA反裝)之設定。

- The length and size of axis were not specify to constructed must be according to our company design's modify without prior notice.
- The stroke within 1499mm of standard piston length(PM).
- The series stroke exceed (includes) 1500mm, as see the properly information for increased the length (PM) of piston.
- Second setting OCA and OPT is on the same line.(CA reverse setting.)

CROCB CRO+CB TYPE



CRO TYPE

BORE	SIZE	CRO TYPE													CB TYPE				
		OA	OB	C	E	F	H	I	N	P	PM	PT	S	T	ZC	OCD	CL	CR	CW
Ø50	60	30	M20XP1.5	40	20	10	56	30	71	45	3/8	110	13	205	25	35	25	26	46
Ø63	73	35	M30XP1.5	45	25	10	56	35	79	50	3/8	115	13	230	30	45	30	31	56
Ø80	95	40	M30XP1.5	50	25	15	64	40	83	50	3/8	125	13	255	30	50	30	36	66
Ø100	114	50	M40XP2.0	55	25	20	78	40	94	60	1/2	150	15	295	35	60	35	41	81
Ø125	140	60	M50XP2.0	70	35	20	78	50	109	70	1/2	160	15	335	50	70	50	56	106

備註：

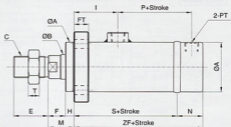
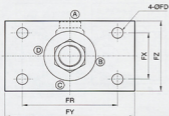
- 軸心加大或縮小時請知悉缸筒長度尺寸時, 送與本公司確定自行加工。
- 本系列規格表之PM代表為活塞長度, 行程於1499mm以下之標準長度。
- 本系列行程超過1500mm(含)以上時, 活塞長度(PM)請參閱特性資料表。
- 本系列另有CB孔與PT孔一並標(CB反裝)之設定。

- The length and size of axis were not specify to constructed must be according to our company design's modify without prior notice.
- The stroke within 1499mm of standard piston length(PM).
- The series stroke exceed (includes) 1500mm, as see the properly information for increased the length (PM) of piston.
- Second setting OCB and OPT is on the same line.(CB reverse setting.)

CRO-FA,FB

圖型(牌1PT)中型油壓缸FA,FB板尺寸圖
14Mpa CRO Series FA,CB Dimensional Features

CROB CROA+FA TYPE



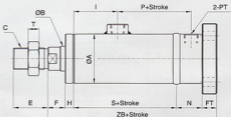
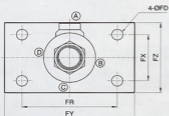
Bore	SIZE	CRO TYPE													FA TYPE						
		ØA	ØB	C	E	F	H	I	M	N	P	PM	PT	S	T	ZF	ØFD	FT	FR	FX	FY
Ø50	60	30	M26XP1.5	40	20	10	56	30	30	71	45	3/8	110	13	140	14	17	110	56	150	85
Ø63	73	35	M30XP1.5	45	25	10	56	35	35	79	50	3/8	115	13	150	14	17	126	68	155	95
Ø80	95	40	M30XP1.5	50	25	15	64	40	40	83	50	3/8	125	13	165	18	20	152	75	190	120
Ø100	114	50	M40XP2.0	55	25	20	78	45	40	94	60	1/2	150	15	190	20	20	180	100	220	140
Ø125	140	60	M50XP2.0	70	35	20	78	55	50	109	70	1/2	160	15	210	24	30	222	122	280	170

備註:

- 1.本系列軸心加大如未註明長度尺寸時,應與本公司約定自行加工。
- 2.本系列規格表之PM代表為活塞長度,行程於1499mm以下之標準長度。
- 3.本系列行程如超過1500mm(含)以上時,活塞長度(PM)請參閱特性資料表。

- 1.The length and size of axis were not specified to be constructed must be according to our company design's modify without prior notice.
- 2.The stroke within 1499mm of standard piston length(PM).
- 3.The series stroke exceed (includes) 1500mm, as see the property information for increased the length (PM) of piston.

CROB CROB+FB TYPE



Bore	SIZE	CRO TYPE													FB TYPE						
		ØA	ØB	C	E	F	H	I	N	P	PM	PT	S	T	ZB	ØFD	FT	FR	FX	FY	FZ
Ø50	60	30	M26XP1.5	40	20	10	56	30	30	71	45	3/8	110	13	187	14	17	110	56	150	85
Ø63	73	35	M30XP1.5	45	25	10	56	35	35	79	50	3/8	115	13	202	14	17	126	68	155	95
Ø80	95	40	M30XP1.5	50	25	15	64	40	40	83	50	3/8	125	13	225	18	20	152	75	190	120
Ø100	114	50	M40XP2.0	55	25	20	78	40	40	94	60	1/2	150	15	255	20	20	180	100	220	140
Ø125	140	60	M50XP2.0	70	35	20	78	50	50	109	70	1/2	160	15	295	24	30	222	122	280	170

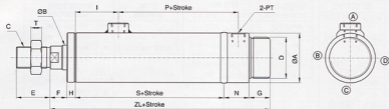
備註:

- 1.本系列軸心加大如未註明長度尺寸時,應與本公司約定自行加工。
- 2.本系列規格表之PM代表為活塞長度,行程於1499mm以下之標準長度。
- 3.本系列行程如超過1500mm(含)以上時,活塞長度(PM)請參閱特性資料表。

- 1.The length and size of axis were not specified to be constructed must be according to our company design's modify without prior notice.
- 2.The stroke within 1499mm of standard piston length(PM).
- 3.The series stroke exceed (includes) 1500mm, as see the property information for increased the length (PM) of piston.

圖型(焊1PT)油壓缸LB型,TC尺寸圖
14Mpa CRO Series LB,TC Dimensional Features

CROB CROB TYPE



CRO TYPE

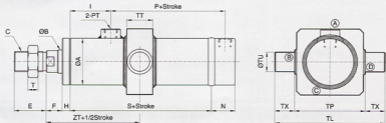
BORE	SIZE	OA	OB	C	D	E	F	G	H	I	N	P	PM	PT	S	T	ZL
Ø50	60	30	M26XP1.5	M50XP2.0	40	20	25	10	56	30	71	45	3/8	110	13	195	
Ø63	73	35	M30XP1.5	M60XP2.0	45	25	30	10	56	35	79	50	3/8	115	13	215	
Ø80	95	40	M30XP1.5	M70XP2.0	50	25	30	15	64	40	83	50	3/8	125	13	235	
Ø100	114	50	M40XP2.0	M90XP2.0	55	25	30	20	78	40	94	60	1/2	150	15	265	
Ø125	140	60	M50XP2.0	M120XP2.0	70	35	30	20	78	50	109	70	1/2	160	15	295	

備註:

- 1.本系列軸心加大如未註明長度尺寸時,該類本公司規定自行加工。
- 2.本系列規格表之PM代表為活塞長度,行程於1499mm以下之標準長度。
- 3.本系列行程如超過1500mm(含)以上時,活塞長度(PM)請參閱特性資料表。

- 1.The length and size of axis were not specified to be constructed must be according to our company design's modify without prior notice.
- 2.The stroke within 1499mm of standard piston length(PM).
- 3.The series stroke exceed (includes) 1500mm, as see the property information for increased the length (PM) of piston.

CROA CROA+TC TYPE



CRO TYPE

BORE	SIZE	OA	OB	C	E	F	H	I	N	P	PM	PT	S	T	ZT	OTU	TP	TL	TT	TX
Ø50	60	30	M26XP1.5	40	20	10	56	30	71	45	3/8	110	13	85	25	90	140	33	25	
Ø63	73	35	M30XP1.5	45	25	10	56	35	79	50	3/8	115	13	82.5	32	102	166	40	32	
Ø80	95	40	M30XP1.5	50	25	15	64	40	83	50	3/8	125	13	102.5	32	120	184	43	32	
Ø100	114	50	M40XP2.0	55	25	20	78	40	94	60	1/2	150	15	120	40	140	220	53	40	
Ø125	140	60	M50XP2.0	70	35	20	78	50	109	70	1/2	160	15	126	50	175	275	58	50	

TC TYPE

備註:

- 1.本系列軸心加大如未註明長度尺寸時,該類本公司規定自行加工。
- 2.本系列規格表之PM代表為活塞長度,行程於1499mm以下之標準長度。
- 3.本系列行程如超過1500mm(含)以上時,活塞長度(PM)請參閱特性資料表。

- 1.The length and size of axis were not specified to be constructed must be according to our company design's modify without prior notice.
- 2.The stroke within 1499mm of standard piston length(PM).
- 3.The series stroke exceed (includes) 1500mm, as see the property information for increased the length (PM) of piston.