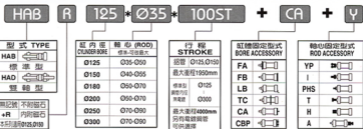


大型鑄件氣缸採購指南 HA Series Pneumatic How to order (0.99Mpa)



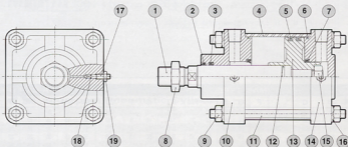
大型氣缸特性資料 Specification

氣缸內徑(Bore sizes of cylinder)(mm)	Ø125	Ø150	Ø180	Ø200	Ø250	Ø300
標準庫存行程(Standard stroke)(mm)	50,100,150,200,250,300			交期約4-7天		
工作液體(Power fluid)	低油壓或過濾乾淨之壓縮空氣 Filtered air or hydraulic oil					
使用壓力範圍 (The range of pressure)(kg/cm ²)	1.5-9.9					
使用溫度範圍 (The range of temperature)(°C)	-10~+60					
使用速度範圍 (The range of speed)(mm/sec)	3~300					
緩衝行程(Cushion stroke)(mm)	25	30	35	35	—/50	—/50

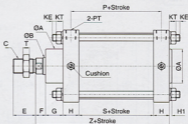
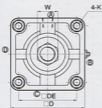
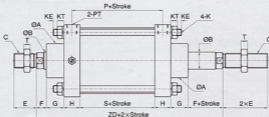
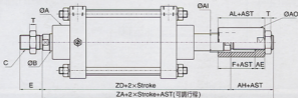
HAB

大型鑄件氣缸結構圖

Inside Structure and Parts List



NO	零件名 Part name	數量 Quantity	NO	零件名 Part name	數量 Quantity	NO	零件名 Part name	數量 Quantity
1	活塞桿 Piston rod	1	8	軸心螺帽 Rod Nut	1	15	螺帽 Nut	1
2	去塵環 Dust wiper	1	9	螺帽 Nut	8	16	彈簧墊圈 Spring washer	8
3	軸用封環 Rod packing	1	10	缸蓋 Rod cover	1	17	緩衝針 Cushion needle	2
4	氣缸本體 Cylinder tube	1	11	固定柱子 Tie bolt	4	18	O型環 Gasket	2
5	活塞活塞環 Piston packing	2	12	O型環 Gasket	1	19	固定螺帽 Nut	2
6	O型環 Gasket	2	13	活塞本體 Piston	1			
7	緩衝橡皮 Cushion packing	2	14	後蓋 End cover	1			

大型鑄件氣缸尺寸圖
HA Series Dimensional Features(0.99Mpa)
HAB HA+B (標準型) TYPE

HAD HA+D (雙輪型) TYPE

HAD HAD+AST (雙輪型附可調檔) TYPE


HAB-HAD TYPE

CODE	SIZE	OA	OB	C	OD	ODE	E	F	G	H	H1	K	KE	KT	P	PM	PT	S	T	W	Z	ZA	ZH	A (可調檔) TYPE			
																								AE	GA1	GA0	AL
Q125	70	35	M30X1.5	148	116	45	20	35	32	5	M14X1.5	10	14.5	82	30	1/2	50	13	41	169	264	224	40	25	45	60	45
Q150	75	40	M30X1.5	172	134	50	20	35	40	9	M16X1.5	10	17	100	35	1/2	60	15	65	195	290	250	40	25	45	60	45
Q180	90	50	M40X2.0	211	165	50	25	40	45	13	M18X1.5	15	19.5	110	40	3/4	65	15	55	220	335	285	50	30	60	80	55
Q200	90	50	M40X2.0	230	185	50	25	40	43	13	M18X1.5	15	19.5	109	40	3/4	65	15	55	216	321	281	50	30	60	80	55
Q250	118	70	M50X2.0	276	223	70	35	43	55	13	M22X1.5	15	23.5	145	70	3/4	90	20	80	278	421	356	65	35	80	100	70
Q300	118	70	M50X2.0	330	270	70	35	30	49	-	M30X2.0	15	23.5	149	70	1	100	20	80	263	393	328	65	35	80	100	70

備註:

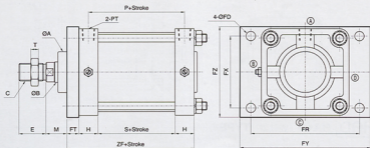
1. 軸心加大如未註裝長度尺寸時, 依照本公司規定進行加工。
2. HA Q250, Q300規格標準型不加緩衝, 如欲緩衝另行裝。
3. HA 行程超過 1500(含)mm時, 活塞(PM)長度為加裝長度(P.S.Z.ZD.ZA)兩端加PM長度之尺寸(2x)。
4. HA 行程超過 2000mm(含)時, 添加中間緩衝裝置。
5. 軸心螺紋規格M50以上為圓型, W為其外徑。
6. AST 為客戶指定之可調行程。

1. The length and size of axis were not specify to constructed must be according to our company design's modify without prior notice.
2. The series HAD250-Q300 standard type will no cushion attached, and it has to order when need it.
3. The series stroke exceed (includes) 1500mm, should redouble length (PM) of piston. (Add twice length PM of size P.S.Z.ZD.ZA).
4. When this series of stroke exceeds(includes) 2000mm the fixed base of the pull rod must be added in the middle.
5. External diameter is round ,and when rod nut (DW) exceed M50.
6. AST Adjustable stroke by customer assignment.

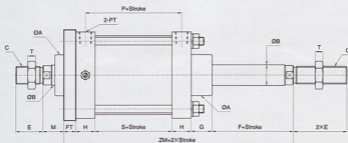
Series HA-FA

大型鑄件氣缸FA尺寸圖 HA Series FA Dimensional Features(0.99Mpa)

HAB HAB+FA TYPE



HAD HAD+FA TYPE



HAB-HAD TYPE

FA TYPE

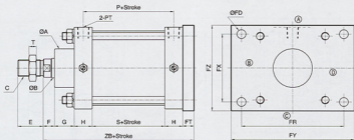
BORE SIZE	OA	OB	C	E	F	G	H	M	P	PM	PT	S	T	ZF	ZM	OFD	FT	FR	FX	FY	FZ
Ø125	70	35	M30X1.5	45	20	35	32	35	82	30	1/2	50	13	134	189	16	20	183	123	220	155
Ø150	75	40	M30X1.5	50	20	35	40	35	100	35	1/2	60	15	160	215	18	20	230	134	275	165
Ø180	90	50	M40X2.0	50	25	40	45	45	110	40	3/4	65	15	175	240	20	20	279	177	345	225
Ø200	90	50	M40X2.0	50	25	40	43	45	109	40	3/4	65	15	171	238	20	20	294	184	365	240
Ø250	118	70	M40X2.0	70	35	43	55	58	145	70	3/4	90	20	220	298	24	20	336	220	400	264
Ø300	118	70	M60X2.0	70	35	30	49	35	149	70	1	100	20	228	293	24	30	410	270	470	330

備註:

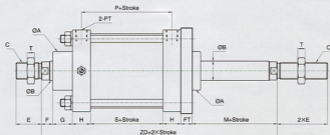
1. 軸心加大如未註明長度尺寸時,按本公司規定自行加工。
2. HA Ø250, Ø300規格標準型不附補蓋,如須補蓋另行報價。
3. HA 行程超過 1500(含)mm時,活塞(PM)長度為加倍長(尺寸P,S,ZF,ZM須再加PM長度之尺寸乙次)。
4. 軸心螺帽規格M50以上為圓型,W為其外徑。

1. The length and size of axis were not specified to constructed must be according to our company design's modify without prior notice.
2. The series HAØ250-Ø300 standard type will no cushion attached, and it has to order when need it.
3. The series stroke exceed (includes) 1500mm, should redouble length (PM) of piston. (Add twice length PM of size:P,S,ZF,ZM).
4. External diameter is round, and when rod nut (DW) exceed M50.

HAB HAB+FB TYPE



HAD HAD+FB TYPE



HAB-HAD TYPE

FB TYPE

BORE SIZE	GA	OB	C	E	F	G	H	M	P	PM	PT	S	T	ZB	ZD	O/FD	FT	FR	FX	FY	FZ
Ø125	70	35	M30X1.5	45	20	35	32	35	82	30	1/2	50	13	189	224	15	20	183	123	220	155
Ø150	75	40	M30X1.5	50	20	35	40	35	100	35	1/2	60	15	215	250	18	20	230	134	275	185
Ø180	90	50	M40X2.0	50	25	40	45	45	110	40	3/4	65	15	240	285	20	20	279	177	345	225
Ø200	90	50	M40X2.0	50	25	40	43	45	109	40	3/4	65	15	236	281	20	20	294	184	365	240
Ø250	118	70	M60X2.0	70	35	43	55	58	145	70	3/4	90	20	298	356	24	20	336	220	400	284
Ø300	118	70	M60X2.0	70	35	30	49	35	149	70	1	100	20	293	328	30	30	410	270	470	330

備註:

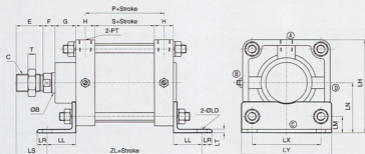
1. 軸心加大如未註明長度尺寸時, 按本公司規定自行加工。
2. HA Ø250, Ø300 規格標準型不附緩衝, 如須緩衝另行報價。
3. HA 行程超過 1500mm 時, 活塞(PM)長度為加倍長(尺寸P, S, ZB, ZD 須再加PM 長度之尺寸之次)。
4. 軸心螺帽規格M50以上為圓型, W 為外徑。

1. The length and size of axis were not specified to be constructed must be according to our company design's modify without prior notice.
2. The series HAØ250-Ø300 standard type will no cushion attached, and it has to order when need it.
3. The series stroke exceed (includes) 1500mm, should redouble length (PM) of piston. (Add twice length PM of size P, S, ZB, ZD).
4. External diameter is round, and when rod nut (DW) exceed M50.

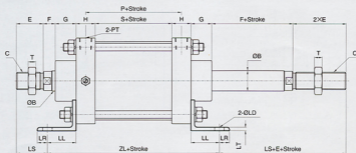
Series HA-LB

大型鑄件氣缸LB架尺寸圖 HA Series LB Dimensional Features(0.99Mpa)

HAB HAB+LB TYPE



HAD HAD+LB TYPE



HAB-HAD TYPE

BORE	SIZE	HAB-HAD TYPE													LB TYPE							
		OB	C	E	F	G	H	LN	LH	LS	P	PM	PT	S	T	ZL	OLD	LL	LR	LT	LM	LX
Ø125	35	M30X P1.5	45	20	35	32	86	160	52	82	30	1/2	50	13	210	16	48	17	6	28	116	152
Ø150	40	M30X P1.5	50	20	35	40	99	185	50	100	35	1/2	60	15	250	18	55	18	9	32	134	178
Ø180	50	M40X P2.0	50	25	40	45	123	231	62	110	40	3/4	65	15	261	20	53	22	9	41	165	220
Ø200	50	M40X P2.0	50	25	40	43	132	247	62	109	40	3/4	65	15	257	20	53	22	9	40	185	232
Ø250	70	M50X P2.0	70	35	43	55	160	296	88	145	70	3/4	90	20	320	24	60	24	12	48.5	223	276
Ø300	70	M50X P2.0	70	35	30	49	185	350	70	149	70	1	100	20	328	26	65	25	12	50	270	330

備註:

1. 軸心加大端未註明長度尺寸時, 按照本公司規章自行加工。
2. HA Ø250-Ø300規格標準型不加襯套, 如須襯套另行報價。
3. HA 行程超過 1500mm(含)時, 活塞(PM)長度為加倍長(尺寸P,S,ZL, 須再加PM長度之尺寸乙次)。
4. HA 行程超過 2000mm(含)時, 須加行程中鞏固底座。
5. 軸心鑽孔規格M50以上為圓型,W為外徑。

1. The length and size of axis were not specify to constructed must be according to our company design's modify without prior notice.

2. The series HAD250-Ø300 standard type will no cushion attached, and it has to order when need it.

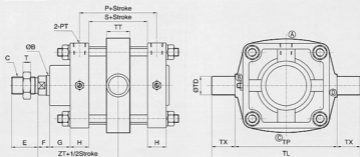
3. The series stroke exceed (includes) 1500mm, should redouble length (PM) of piston. (Add twice length PM of size P,S,ZL.)

4. When this series of stroke exceeds(includes) 2000mm,the fixed base of the pull rod must be added in the middle.

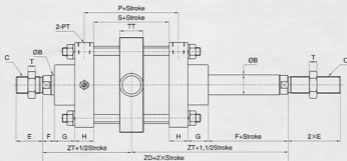
5. External diameter is round ,and when rod nut (DN) exceed M50.

大型鑄件氣缸TC尺寸圖
HA Series TC Dimensional Features(0.99Mpa)

HAB HAB+TC TYPE



HAD HAD+TC TYPE



HAB-HAD TYPE

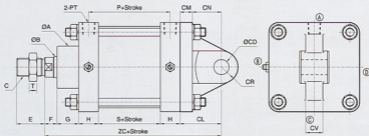
BORE	SIZE	HAB-HAD TYPE													TC TYPE				
		OB	C	E	F	G	H	P	PM	PT	S	T	ZD	ZT	TL	TP	TT	ØTD	TX
Ø125	35	M30xP1.5	45	20	35	32	82	30	1/2	50	13	224	112	255	175	40	32	40	40
Ø150	40	M30xP1.5	50	20	35	40	100	35	1/2	60	15	250	125	280	200	40	35	40	40
Ø180	50	M40xP2.0	50	25	40	45	110	40	3/4	65	15	285	142.5	320	230	50	40	45	45
Ø200	50	M40xP2.0	50	25	40	43	109	40	3/4	65	15	281	140.5	345	255	50	40	45	45
Ø250	70	M60xP2.0	70	35	43	55	145	70	3/4	90	20	356	178	410	310	60	50	50	50
Ø300	70	M60xP2.0	70	35	30	48	149	70	1	100	20	328	164	500	380	70	60	60	60

備註:

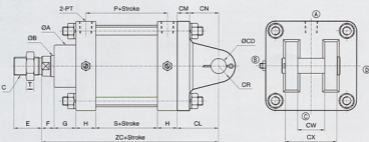
1. 軸心加大如未註明長度尺寸時,該項本公司規定自行加工。
2. HA Ø250, Ø300規格標準型不用緩衝,如欲緩衝另行報價。
3. HA 行程超過 1500(指)mm時,必須(PM)長度為加倍長(尺寸P, S, ZD須加2PM長度之尺寸之次, ZT加1/2PM尺寸長度)
4. 軸心螺紋規格M50以上為圓型, W為外徑。

1. The length and size of axis were not specify to constructed must be according to our company design's modify without prior notice.
2. The series HAØ250-Ø300 standard type will no cushion attached, and it has to order when need it.
3. The series stroke exceed (includes) 1500mm, should redouble length (PM) of piston. (Add twice length PM of size P, S, ZD). (Add 1/2 length PM of size ZT)
4. External diameter is round, and when rod nut (ØW) exceed M50.

HAB HAB+CA TYPE



HAB HAB+CB TYPE



BORE	HAB TYPE											CA-CB TYPE										
	SIZE	OA	OB	C	E	F	G	H	P	PM	PT	S	T	ZC	CL	CM	CN	OC	CR	CV	CW	CX
Ø125	70	35	M30XP1.5	45	20	35	32	62	30	1/2	50	13	236	67	20	47	25	27	43	44	84	
Ø150	75	40	M30XP1.5	50	20	35	40	100	35	1/2	60	15	275	80	20	60	30	35	40	41	81	
Ø180	90	50	M40XP2.0	50	25	40	45	110	40	3/4	65	15	305	85	20	65	35	40	40	41	81	
Ø200	90	50	M40XP2.0	50	25	40	43	109	40	3/4	65	15	301	85	20	65	35	40	40	41	81	
Ø250	118	70	M60XP2.0	70	35	43	55	145	70	3/4	90	20	378	100	20	80	40	40	45	46	106	
Ø300	118	70	M60XP2.0	70	35	30	49	149	70	1	100	20	383	120	30	90	50	50	50	51	121	

備註:

1. 標心加大時未註明長度尺寸時, 按本公司規定自行加工。
2. HA 0250, 0300 規格標準型不同種類, 如連續運行使用。
3. HA 行程超過 1500(含)mm時, 活塞(PM)長度為缸筒(尺寸P, S, ZC)兩端加PM長度之尺寸(2x)。
4. HA 行程超過 2000mm(含)時, 應加打桿中間固定座。
5. 標心標規規格M60以上為鑄型, W為外徑。
6. HA之Ø 125CA配件為鑄件(材質FCI-45), 其餘CA, CB配件材質均為S341焊型式。
7. CA, CB 桿式時, 缸底固定孔為雙牙式。

1. The length and size of axis were not specify to constructed must be according to our company design's mostly without prior notice.
2. The series HA0250-0300 standard type will no cushion attached, and it has to order when need it.
3. The series stroke exceed (includes) 1500mm, should redouble length (PM) of piston. (Add twice length PM of size P, S, ZC).
4. When this series of stroke exceeds(includes) 2000mm, the fixed base of the pull rod must be added in the middle.
5. External diameter is round, and when rod nut (ØW) exceed M50.
6. HA series Ø125 of CA standard accessories is cast type (material FCI-45) and other as CA, CB accessories is material non S341 of welding type.
7. The fixed base of bore is tapping type when CA, CB accessories is welding type.